Библиотека СОК

LU-VE®
exchangers



AEROEVAPORATORI COMPATTI PER O.E.M.
COMPACT UNIT COOLERS FOR O.E.M.
EVAPORATEURS VENTILES COMPACTS POUR O.E.M.
KOMPAKT-HOCHLEISTUNGSLUFTKÜHLER FÜR O.E.M.
REFRIGERADORES COMPACTOS PARA O.E.M.
КОМПАКТНЫЕ ВОЗДУХООХЛАДИТЕЛИ ДЛЯ О.Е.М.
KOMPAKTOWE CHŁODNICE POWIETRZA DLA O.E.M.

CONDENSATORI AD ARIA SENZA TUBO PER O.E.M.
TUBELESS AIR COOLED CONDENSERS FOR O.E.M.
CONDENSEURS A AIR SANS TUBES POUR O.E.M.
LUFTGEKÜHLTE ROHRLOSE VERFLÜSSIGER FÜR O.E.M.
CONDENSADORES DE AIRE SIN TUBO PARA O.E.M.
БЕСТРУБНЫЕ КОНДЕНСАТОРЫ ДЛЯ О.Е.М.
BEZRURKOWE SKRAPLACZE POWIETRZA DLA O.E.M.

AIR COOLED CONDENSERS







AIR COOLED CONDENSERS

STVF...ES BENEFIT
STVF
STFT
STN

20.000.000!!!

Tubeless Steel Condensers

Made in Italy
Made by LU-VE
Made with Pride and Passion

STVF...ES BENEFIT®

Modello	Type		STVF	47ES	67ES	75ES	93ES	100ES	–	139ES	157ES	–
Capacità	Capacity	ΔT 15K	W	470	665	745	925	1000	–	1385	1565	–
Assorbimento totale		1~230 V 50 Hz	W	10	10	10	23	10	–	23	20	–
Total consuption			A	0,13	0,20	0,13	0,26	0,20	–	0,26	0,26	–
Peso	Weight		kg	1,6	1,9	2,5	2,3	3,1	–	3,9	4,9	–
ENERGY SAVING			**kWh***	**125**	**130**	**125**	**65**	**130**	**–**	**65**	**250**	**–**

STVF

Modello	Type		STVF	47	67	75	93	100	124	139	157	194
Capacità	Capacity	ΔT 15K	W	470	665	745	925	1000	1235	1385	1565	1935
Assorbimento totale		1~230 V 50 Hz	W	29	30	29	33	30	45	33	58	45
Total consuption			A	0,18	0,20	0,18	0,21	0,20	0,32	0,21	0,36	0,32
Peso	Weight		kg	2,1	2,4	3	2,8	3,6	3,5	4,4	5,9	5,5
Note	Note			●■	●■	●■	▲■	●■	▲■	▲■	●■	▲■
DATI COMUNI / COMMON DATA												
Elettroventilatori	Fans		n° x Ø mm	1x 170	1x 200	1x 170	1x 230	1x 200	1x 254	1x 230	2x170	1x 254
Portata d'aria	Air quantity		m^3/h	255	330	220	450	290	650	390	440	570
Livello pressione sonora	Sound pressure level ✧		db (A)	29	34	29	36	34	40	36	32	40
Superficie	Surface		m^2	0,55	0,75	1,1	1	1,5	1,25	2	2,35	2,5
Volume interno	Internal volume		dm^3	0,13	0,18	0,26	0,25	0,36	0,3	0,5	0,56	0,6
		A	mm	185	215	185	245	215	275	245	395	275
		B	mm	184	214	184	244	214	274	244	184	274
		C	mm	30	30	60	30	60	30	60	60	60
		D	mm	141	143	171	148	173	152	178	171	182
Dimensioni		**E**	mm	30	30	30	35	30	35	35	30	35
Dimensions		**F**	mm	45	47,5	75	48	77,5	49	78	75	79
		G	mm	40	41,5	52	44,5	54,5	45,5	57,5	52	58,5
		H	mm	214	238	214	268	238	298	268	428	299
		L	mm	230	254	230	284	254	314	284	444	314
		M	mm	92	93,5	122	99	123,5	101	129	122	131
Attacchi	Connections		Ø mm	8	8	8	8	8	8	8	8	8

Note / Note

● Versione standard / Standard version 1~230V 50Hz / 60Hz

▲ Versioni speciali / Special versions 1~230V 60Hz

■ Versioni speciali / Special versions 1~115V 60Hz

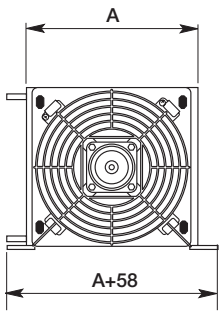

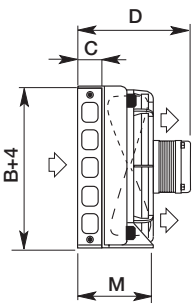

47 - 67 - 93 - 124

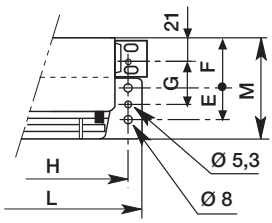

75 - 100 - 139 - 194

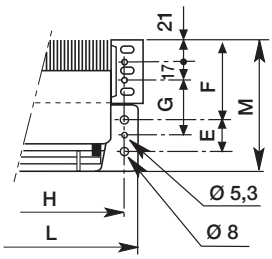

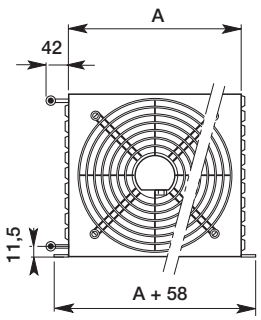

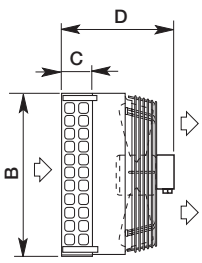

273 - 400 - 520 - 546

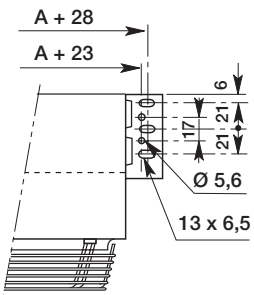

	210ES	–	278ES	–	–	–	–
	2085	–	2770	–	–	–	–
	20	–	46	–	–	–	–
	0,4	–	0,52	–	–	–	–
	6,1	–	7,7	–	–	–	–
	260	–	130	–	–	–	–

	210	273	278	370	400	520	546
	2085	2730	2770	3670	4000	5210	5460
	60	65	66	90	70	140	130
	0,40	0,44	0,42	0,64	0,30	0,60	0,88
	7,1	8,1	8,7	10,9	14	14	15,7
	●■	▲	▲■	▲■	●	●	▲
	2x200	1x 275	2x230	2x254	1x 330	1x 330	2x275
	580	900	780	1140	1100	1700	1800
	37	40	39	43	39	43	43
	3,2	3,5	4,4	5,5	5,48	5,48	7,0
	0,75	0,78	0,97	1,22	1,23	1,23	1,56
	455	335	515	575	435	435	675
	214	304	244	274	380	380	304
	60	60	60	60	60	60	60
	173	215	178	182	255	255	215
	30	–	35	35	–	–	–
	77,5	–	78	79	–	–	–
	54,5	–	57,5	58,5	–	–	–
	476	–	536	596	–	–	–
	492	–	552	612	–	–	–
	123,5	–	129	131	–	–	–
	8	8	8	8	15,5	15,5	15,5



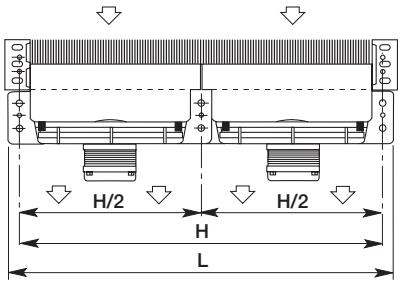

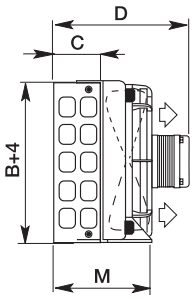

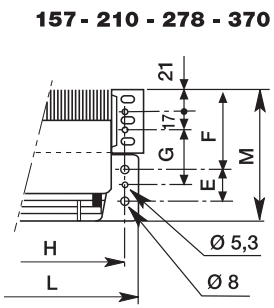

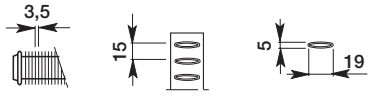

STFT

Modello	Type		STFT	12118	14121	12218	16124	14221	18127	16224	12239	18227
Capacità	Capacity	* ΔT 15K	W	470	665	745	925	1000	1235	1385	1565	1935
Portata aria	Air quantity		m^3/h	255	330	220	450	290	650	390	440	570
Elettroventilatori	Fans		n° x Ø mm	1x 170	1x 200	1x 170	1x 230	1x 200	1x 254	1x 230	2x170	1x 254
Superficie	Surface		m^2	0,55	0,75	1,1	1	1,5	1,25	2	2,35	2,5
Volume interno	Internal volume		dm^3	0,13	0,18	0,26	0,25	0,36	0,3	0,5	0,56	0,6
Dimensioni	Dimensions	A	mm	185	215	185	245	215	275	245	395	275
		B	mm	184	214	184	244	214	274	244	184	274
		C	mm	30	30	60	30	60	30	60	60	60
Attacchi	Connections		Ø mm	8	8	8	8	8	8	8	8	8
Peso	Weight		kg	0,88	1,19	1,77	1,54	2,38	1,93	3,07	3,6	3,86

CF

Convogliatore di plastica Plastic fan shroud

Modello	Type	CF	CF18	CF21	CF18	CF24	CF21	CF27	CF24	2xCF18	CF27
		Ø mm	178	206	178	236	206	260	236	178	260

STFT

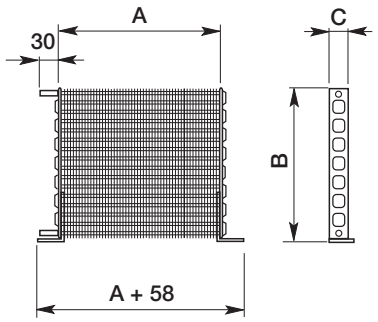

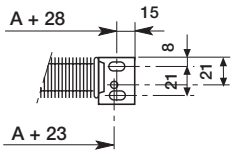

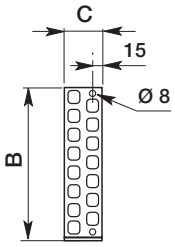

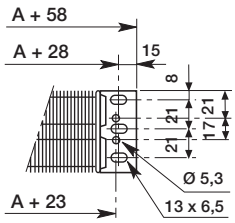

CF

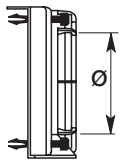

STN

Modello	Type		STN	6118	7121	6218	8124	9127	7221	7321	8224	9227
Capacità	Capacity	* ΔT 15K	W	210	300	400	420	545	586	780	830	1025
Portata aria	Air quantity		m^3/h	260	345	240	520	690	320	290	480	640
Elettroventilatori	Fans		n° x Ø mm	1x 170	1x 200	1x 170	1x 230	1x 250	1x 200	1x 200	1x 230	1x 250
Superficie	Surface		m^2	0,50	0,68	1,00	0,89	1,12	1,36	2,04	1,77	2,25
Volume interno	Internal volume		dm^3	0,05	0,07	0,10	0,09	0,11	0,13	0,20	0,17	0,22
Dimensioni	Dimensions	A	mm	180	210	180	240	270	210	210	240	270
		B	mm	184	214	184	244	274	214	214	244	274
		C	mm	30	30	60	30	30	60	90	60	60
Attacchi	Connections		Ø mm	8	8	8	8	8	8	8	8	8
Peso	Weight		kg	0,72	1,08	0,94	1,18	1,45	2,18	1,88	2,36	2,82

C

Convogliatore di plastica Plastic fan shroud

Modello	Type	C	-	C21	-	C24	C27	C21	C21	C24	C27
		Ø mm	-	210	-	240	265	210	210	240	265

STN

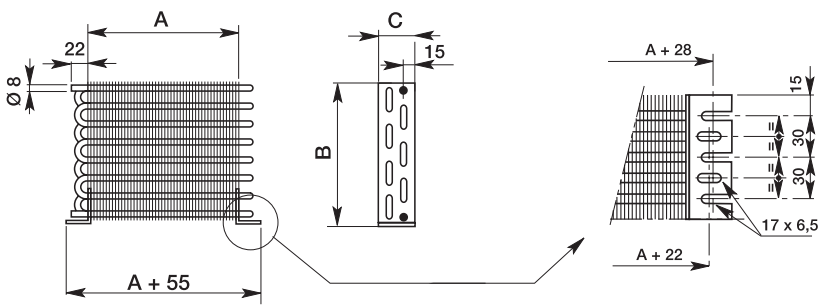

C

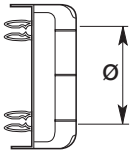

STFT
TUBELESS CONDENSER

	14245	20233	16251	18257
	2085	**2730**	**2770**	**3670**
	580	900	780	1140
	2x200	1x275	2x230	2x254
	3,2	3,5	4,4	5,5
	0,75	0,78	0,97	1,22
	455	335	515	575
	214	304	244	274
	60	60	60	60
	8	8	8	8
	4,7	5,2	6,3	7,7

	2xCF21	CF33	2xCF24	2xCF27
	206	282	236	260





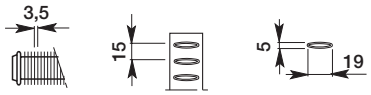

STN
TUBELESS CONDENSER

	8324	9327	9427
	1125	**1415**	**1685**
	440	590	550
	1x 230	1x 250	1x250
	2,66	3,37	4,49
	0,26	0,33	0,44
	240	270	270
	244	274	274
	90	90	120
	8	8	8
	3,54	4,72	-

	C24	C27	C27
	240	265	265





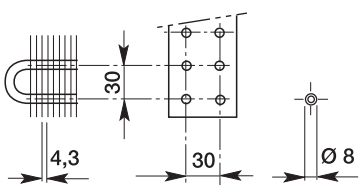

Capacità riferite alla temperatura ambiente di 25 °C e alla temperatura di condensazione di 40 °C. Le capacità riportate nelle tabelle indicano il calore dissipato dal condensatore e non l'effetto frigorifero utile basato sulle condizioni di aspirazione del compressore. Pertanto dovrà essere tenuto conto del calore relativo al lavoro di compressione. L'effetto frigorifero utile dovrà essere quindi moltiplicato per il fattore FC ricavato dal diagramma "A" in funzione delle temperature di condensazione (TC) e di evaporazione (TE). Il valore così ottenuto definisce la capacità richiesta al condensatore. Per portate d'aria diverse da quelle nominali le capacità dei condensatori si ottengono moltiplicando le capacità nominali per il fattore indicato nel diagramma "B".

✧ Livello di pressione sonora a 3 m di distanza dall'apparecchio, sulla scala A, in campo libero.

Capacities refer to an ambient temperature of 25 °C and a condensing temperature od 40 °C. Unit capacities shown in the relevant tables are the codenser heat rejection values and not desired refrigeration capacities based on the compressor suction temperature.
To select the condenser it is therefore necessary to take into account the compressor work. The desired refrigeration capacity has consequently to be multiplied by FC factor as obtained from the diagram "A", in connection with the condensing temperature (TC) and the suction temperature (TE).
Obtained value corresponds to the capacity required on the condenser. For different air volumes the capacities of condensers can be corrected by using factors in diagram "B".

✧ Sound pressure levels measured at a distance of 3 m from unit on scale A in a free field.

Puissance établie avec une température ambiante de 25 °C et une température de condensation de 40 °C.
Les puissances figurant sur le tableau indiquent la chaleur dissipée par le condenseur et non l'effet frigorifique utile basé sur les conditions d'aspiration du compresseur.
On devra donc tenir compte de la chaleur relative au travail de compression.
L'effet frigorifique utile devra donc être multiplié par le facteur FC obtenu sur le diagramme "A" en fonction des températures de condensation (TC) et d'évaporation (TE).
La valeur ainsi obtenue définit la puissance demandée sur le condenseur.
Pour un débit d'air différent du débit nominal, les puissances des condenseurs s'obtiennent en multipliant la puissance nominale par le facteur indiqué dans le diagramme "B".

✧ Niveau de pression sonore à 3 m dedistance de l'appareil sur échelle A en champ libre.

"A" (Da usare quando non si dispone dei dati del compressore)
(May be used when compressor data are not available)

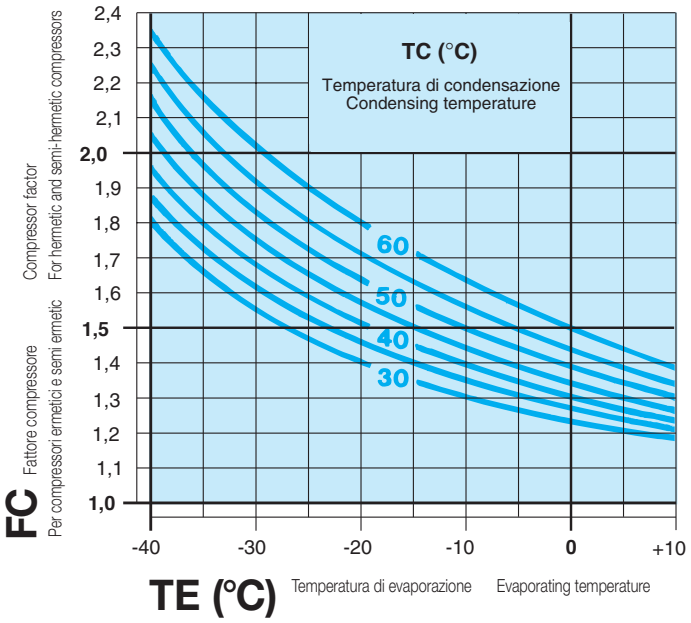

"B"

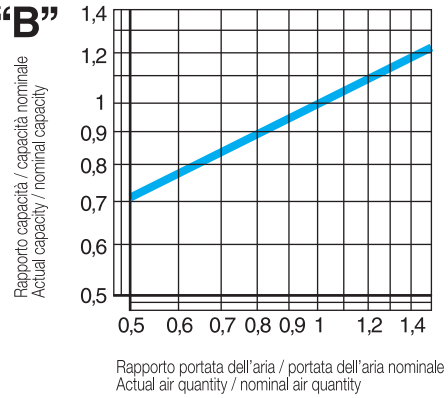

FR Fattore refrigerante Refrigerant factor

R	R404A	R22	R134a
FR	1,00	0,96	0,93